

Setup – Activating CARFAX Tools AV Ref # 692

About:

HITS is integrated with CARFAX Tools. CARFAX Tools include the QuickVIN License Plate & VIN Decoder, as well as CARFAX Service History.

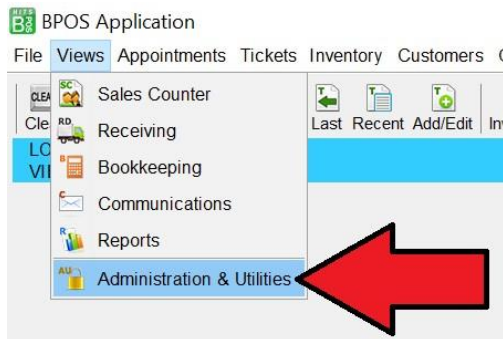
CARFAX provides this integration at no charge, simply requires your permission to receive your closed Invoice History for updating the CARFAX Service History database. HITS can optionally send CARFAX your closed Invoice History.

To activate this feature, you will need to fill out a short form within HITS, granting CARFAX permission to your Invoice History. As part of this data feed, only vehicle information is sent to CARFAX, no customer information or details is sent.

How:

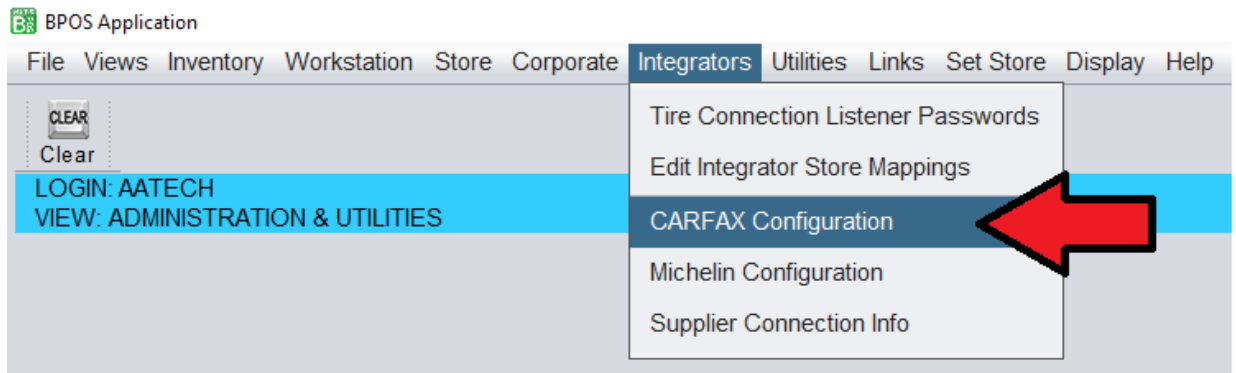
To activate CARFAX Tools:

1. Views > Administration & Utilities

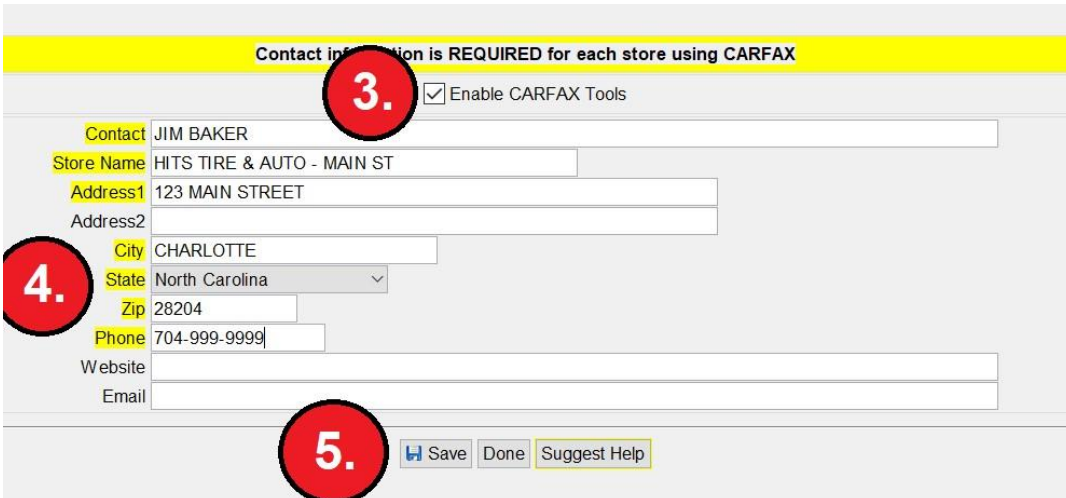


(continued on next page...)

2. Integrators > CARFAX Configuration



3. Click the **Enable CARFAX Tools** checkbox.
4. Fill out all required fields (highlighted in **YELLOW**).
5. Click **SAVE**.
6. You will need to do this for *each* store using CARFAX (if you are a multi-location business.)



The screenshot shows the 'Contact information is REQUIRED for each store using CARFAX' form. The form includes fields for Contact, Store Name, Address1, Address2, City, State, Zip, Phone, Website, and Email. A red circle with the number 3 points to the 'Enable CARFAX Tools' checkbox. A red circle with the number 4 points to the 'City' field. A red circle with the number 5 points to the 'Save' button. The 'Save' button is highlighted in yellow.

Contact	JIM BAKER
Store Name	HITS TIRE & AUTO - MAIN ST
Address1	123 MAIN STREET
Address2	
City	CHARLOTTE
State	North Carolina
Zip	28204
Phone	704-999-9999
Website	
Email	

Buttons: Save, Done, Suggest Help